

# Neutral Density ND 110 - on request



ND filters reduce evenly the transmittance of light over the entire VIS spectrum. They decrease the brightness of an image without changing the depth of field (DoF). They attenuate light by absorbing a part of the energy of the VIS wavelength, without influence on the color balance. ND filters are used to control the intensity of light going through an optical system to avoid overexposure, blooming on imaging sensors and prevent damages on light sensitive measuring sensors.

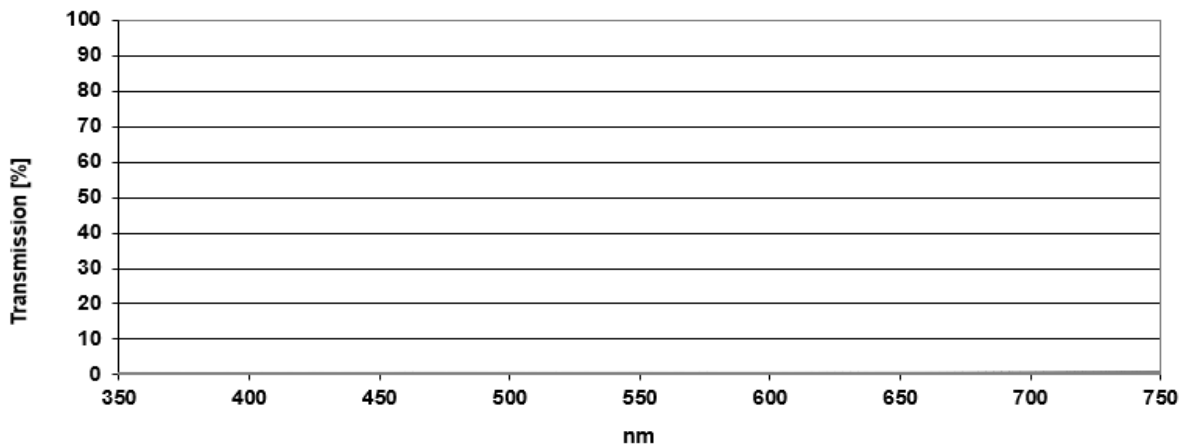


Key features	Applications
--------------	--------------

- |   |  |
|---|--|
| <ul style="list-style-type: none"> <li>• Insensitive to angle of incidence</li> <li>• Decrease brightness without changing DoF</li> <li>• Stackable, combine ND-filters to achieve OD</li> <li>• Even attenuate avoid effects on color balance</li> </ul> | <ul style="list-style-type: none"> <li>• Welding</li> <li>• Measuring Instruments</li> <li>• R&amp;D</li> <li>• Laser Measurement</li> </ul> |
|---|--|

Standard Products		available on request	
Name	Description	Name	Description
ND 0.6	OD 0.6	ND 102	OD 0.6
ND 0.9	OD 0.9	ND 103	OD 0.9
ND 1.8	OD 1.8	ND 106	OD 1.8
ND 3.0	OD 3.0	ND 110	OD 3.0

# Neutral Density ND 110 - on request



Technical specifications	according to ISO 10110
Optical density	3.0
Transmittance average	0.15 %
Glass thickness	2.15 +/- 0.05 mm

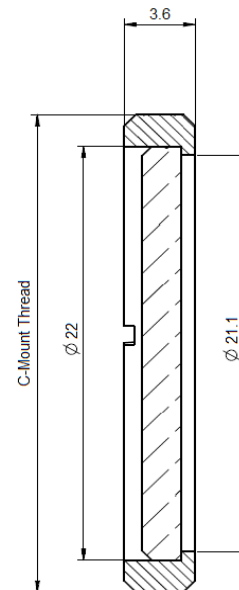
## C-Mount

Defined by 1" (25.4mm) diameter and 32 turns per inch pitch, the C-Mount thread is a popular camera mount in machine vision industry. Schneider-Kreuznach offers a CMT mount option for most filters. So filters fit in any C-Mount based mechanics, including the C-Mount thread of a camera. The extension of the back flange distance has to be considered for imaging applications.

Key features	Applications
--------------	--------------

- |   |   |
|---|---|
| <ul style="list-style-type: none"> <li>• Fits in C-Mount cameras</li> <li>• Robust</li> <li>• Black anodized brass</li> </ul> | <ul style="list-style-type: none"> <li>• Mounted in C-Mount camera threads</li> <li>• In vision systems based on C-Mount mechanics</li> </ul> |
|---|---|

Thread	Diameter	Clear Aperture	Thickness
1" - 32	25.4 mm	21.1 mm	3.6 mm



## SH-Mount

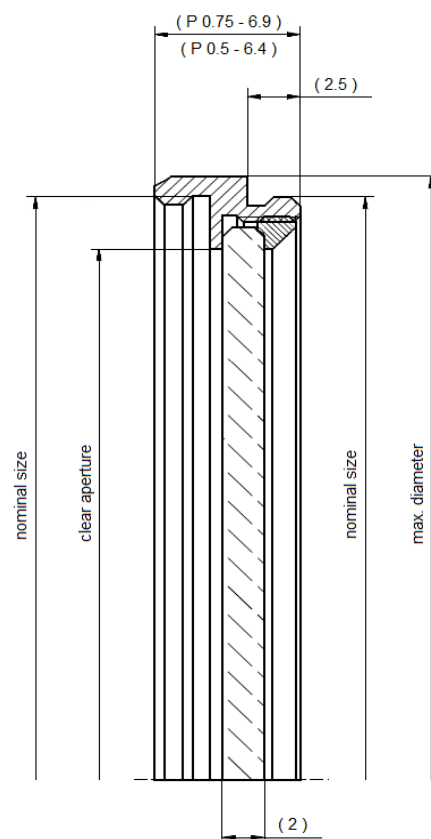
SH-Mount is the standard thread mount when high flexibility and stability is required. The filter glass is held in place by a retainer ring. SH-Mounts are extremely robust, have a female and male M-thread and can be stacked if several filters must be combined.

Key features	Applications
--------------	--------------

- |   |   |
|---|---|
| <ul style="list-style-type: none"> <li>• Stackable</li> <li>• Robust</li> <li>• Black anodized brass</li> </ul> | <ul style="list-style-type: none"> <li>• Mounted on lenses</li> <li>• Mounted on measurement instruments</li> </ul> |
|---|---|

Thread	Diameter	Clear Aperture	Thickness
M 25.5x0.5	29.5 mm	20.8mm	6.4 mm
M 27.0x0.5	31.0 mm	21.8 mm	6.4 mm
M 35.5x0.5	39.5 mm	29.8 mm	6.4 mm
M 37.0x0.75	41.0 mm	31.8 mm	6.9 mm
M 39.0x0.5	43.0 mm	33.8 mm	6.4 mm
M 40.5x0.5	44.5 mm	35.8 mm	6.4 mm
M 43.0x0.75	47.0 mm	37.8 mm	6.9 mm
M 46.0x0.75	50.0 mm	40.8 mm	6.9 mm
M 49.0x0.75	53.0 mm	43.8 mm	6.9 mm
M 52.0x0.75	56.0 mm	46.8 mm	6.9 mm
M 55.0x0.75	59.0 mm	49.8 mm	6.9 mm
M 58.0x0.75	62.0 mm	52.8 mm	6.9 mm
M 62.0x0.75	66.0 mm	56.8 mm	6.9 mm
M 67.0x0.75	71.0 mm	61.8 mm	6.9 mm

UV/IR Cut 380 - 650 nm



## SN1-Mount

The SN1-Mount was designed for the popular M30.5x0.5 thread. With its high clear aperture, vignetting can be avoided even for wide angle applications. The filter is glued into the mount. So it is secured against vibrations when integrated into robots or production lines. It is ideal to be used in automated fabrication. SN1-Mounts have a male and female M-thread and can be stacked if several filters must be combined.

Key features	Applications
<ul style="list-style-type: none"> <li>• Maximum clear aperture</li> <li>• No vignetting</li> <li>• Stackable</li> <li>• Robust</li> <li>• Black anodized brass</li> </ul>	<ul style="list-style-type: none"> <li>• Mounted on lenses</li> <li>• Mounted on measurement instruments</li> </ul>

Thread	Diameter	Clear Aperture	Thickness
M 30.5x0.5	32 mm	28 mm	6.5 mm



## Headquarters Europe

Jos. Schneider Optische Werke GmbH  
Ringstraße 132  
55543 Bad Kreuznach  
+49 671 601 205  
isales@schneiderkreuznach.com  
www.schneiderkreuznach.com

## Offices Worldwide

### America

+1 800 645 7239 (East Coast)  
+1 800 228 1254 (West Coast)  
info@schneideroptics.com

### Asia

+86 755 8832 1170  
info@schneider-asiapacific.com